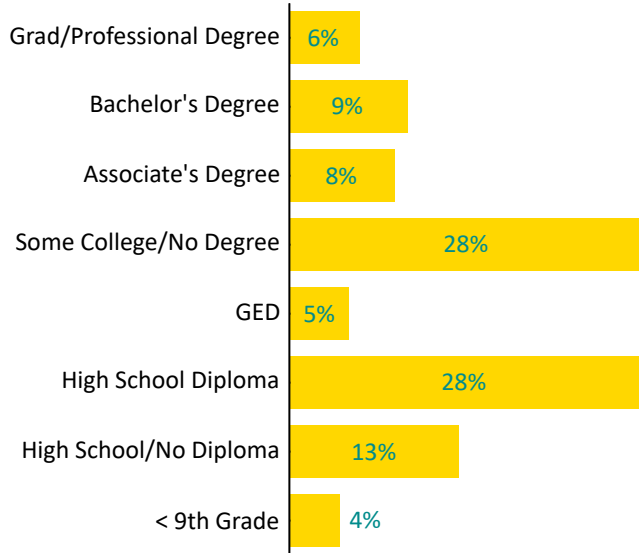


Educational Attainment

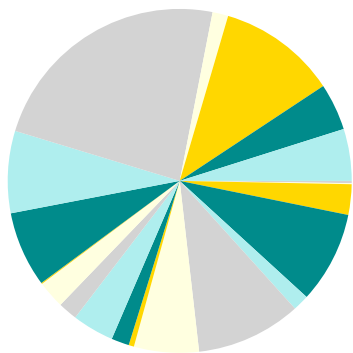
Age 25 +



ESRI, 2018

Industry Composition

St. Louis City & County Promise Zone



- Agriculture
- Mining
- Construction
- Manufacturing
- Wholesale Trade
- Retail Trade
- Transportation
- Utilities
- Information
- Finance/Insurance
- Real Estate
- Professional/Tech Svcs
- Management
- Admin/Waste Mgmt
- Educational Services
- Health Care
- Arts/Entertainment/Rec
- Accommodation/Food Svcs
- Other Services
- Public Administration

ESRI, 2018

Promise Zone Housing Characteristics



96,067
Total Housing Units



44%
Owner Occupied Housing Units




23.91%
Vacant Housing Units



81,079
Median Home Value

ESRI, 2018

Promise Zone Population



193,842
Total Population



34.0
Median Age



2.59
Avg. HH Size

ESRI, 2018

Promise Zone Business Characteristics



4,747
Total Businesses



14,720,390
Total Sales (Millions)



87,199
Total Employees

ESRI/Infogroup, 2018